

GRADE – V SUMMER HOLIDAY HOMEWORK: 2024 – 25

Dear Parent,

The greatest gifts you can give your children are the roots of responsibility and the wings of independence.
– Denis Waitley

It is not what you do for your children, but what you have taught them to do for themselves, that will make them successful human beings. – Anne Landers

This is precisely what **Pragathi Central Schools** emphasise on. Our children must be the exemplars of future generation in acts of responsibility, sharing, caring, humility and kindness for the family and community. It strongly believes that inculcating true sense of responsibility towards their work and the family is an essential part of the 'growing-up' years.

PROJECT - 1

TIME MANAGEMENT – HOW TO PUT YOUR TIME TO PRODUCTIVE USE

Dear Children,

Please make a time table of yours with the chores listed below:

1. Cleaning the water bottle and filling it. **(Compulsory-to be done every day)**
2. Making the bed after waking up and folding the blanket. **(Compulsory- to be done every day)**
3. Folding the clothes / dusting the furniture / settling things and organizing them in their proper places / watering plants/ learn to do the dishes / sweeping – **any three to be done every day)**
4. Study time
5. Nap time **(compulsory)**
6. Prepare Lemonade/Buttermilk and serve family members. **(Compulsory- to be done every day)**
7. Recreation – Playing / watching TV (If all the chores are completed) / Dance (Follow the videos shared by your class teacher)
8. Dinner time (help your parents clear the dishes and clean the table)
9. Take daily responsibility in keeping your restroom clean.



PROJECT – 2

Non-dominant hand writing (using your less frequently used hand)

Learning objective: It is important to use both hands equally because it can help with cognitive and physical development. It also stimulates new neural pathways in the brain that can lead to creativity and problem solving besides improving one's memory power.



Write any 2-5 lines per day with the hand that is used less. If your child is right-handed, please make him/her write with left hand, & vice versa.

PROJECT – 3

Practice the following which were taught at school.

Life skills:

- (i) Summer precautions (Week – 1)
- (ii) Mindful eating (Week – 2)
- (iii) Stranger danger (Week – 3)
- (iv) How to be a good guest and a good host (Week –4)

➤ **Content will be broadcasted**



WEEKLY PROJECTS

WEEKLY PROJECTS TO NURTURE RESPONSIBILITY AND ACCOUNTABILITY

1. Cleaning the comb
2. Preparing vegetable or fruit salad/sandwich
3. Learning how to sew/stitch a button-an essential life skill.
4. Organize the clothes in your wardrobes.



Note: These activities should be performed strictly under parental supervision.

“When kids master skills, they build self-esteem. Never do for a child what he can do for himself. A “dependent” child is a demanding child....

Children become **irresponsible** only when we fail to give them opportunities to take on **responsibility.**” - Rudolf Dreikurs & Margaret Goldman

GRADE V - HOLIDAY HOMEWORK ENGLISH

I) Write the meanings of the following idioms and use them in your own sentences. (Do it in H.W.) :

- 1) raining cats and dogs
- 2) under the weather
- 3) hit the sack
- 4) at the drop of a hat
- 5) cost an arm and a leg

II) Write two synonyms and one antonym for each of the following words. (Do it in H.W.) :

- | | | | | |
|-------------|--------------|--------------|--------------|-------------|
| 1) victory | 5) faithful | 9) hilarious | 13) courage | 17) eager |
| 2) enormous | 6) ferocious | 10) fragile | 14) gorgeous | 18) immense |
| 3) keen | 7) mandatory | 11) merit | 15) numerous | 19) obvious |
| 4) persuade | 8) startled | 12) tremble | 16) urge | 20) amazing |

III) Fill the given table with the different parts of speech mentioned, starting with the letters given in the table. One has been done for you. (Do it in H.W.) :

LETTER	NOUN	ADJECTIVE	VERB	ADVERB	PREPOSITION
A	Akash	Adorable	Asleep	Amazingly	At
B					
C					
D					
F					
I					
N					
O					
R					
S					
T					

IV) Practise the following 'Tongue - twisters' :

- 1) I saw Susie sitting in a shoeshine shop.
- 2) I saw a kitten eating chicken in the kitchen.
- 3) A big black bear sat on a big black rug.
- 4) We surely shall see the sun shine soon.
- 5) Peter Piper picked a peck of pickled peppers.

V) Listen to the songs and learn :

<https://youtu.be/Y7jN3XuRLHI?si=Bgx92wUAA1fWig2Q>

<https://youtube.com/watch?v=YeSdQmO51Ps&feature=shared>

https://youtu.be/tRW1AI7_OvI?si=2CiVHFxaStNzUxQ

VI) Watch the movies and answer the questionnaire

Movie - 1 : https://youtu.be/LC_so07noc0?si=5a_1v0-E_-e3qhiY

Questions :

- 1) Who named the boy working in the Dhaba as 'Kalam' and why?
- 2) How are Kalam and Ranvijay different from each other?
- 3) How did Kalam and Ranvijay help each other?
- 4) What would you do to help the children who cannot go to school?

Movie - 2 : <https://youtu.be/qb5IFzCKuA4?si=4GVNZoBbositaJl8>

- 1) The movie takes place mainly in China. In which city does most of the action take place?
- 2) Who trains 'Dre' and helps him to win the tournament?
- 3) On whose order does Cheng attack Dre in the tournament?
- 4) Mr.Han takes Dre to a Taoist ☯ temple. What does Dre observe there?
- 5) Which type of Martial Arts are featured in the movie?
- 6) What can you learn from "The Karate Kid" movie?

NEW WORDS

Le-2 MOTHER, TELL US A STORY		LE-3 ONE FOGGY MORNING	
Zu/lu/land	out/stretch/ed	whirl/ed	star/tled
Zen/ze/le	star/tled	ob/vi/ous/ly	flop/py
cu/ri/ous/ly	Spir/it Peo/ple	length/en/ed	screech/ed
wood/en carv/ings	dwel/ing	sped (past tense of Speed)	rat/tled out
hoot/ed	mag/nif/i/cent	ad/mir/ing/ly	re/treat/ed
grum/bled	wrapp/ed	ven/tril/o/quist	
flap/ping	clam/our/ed		
ex/claim/ed			

SCIENCE

- Every drop of water on the planet is precious.
Make a poster on 'Save Water Resources' and suggest a few tips. (Paste the poster in H.W. book)
- We see various birds visiting our neighbourhood at different times of the year. Many people enjoy watching them and they are known as bird watchers but people who study them are known by a different name.
* What are these people called? Name a few of them.
* Some birds travel to very far off places in order to survive. What is this called? Name 6 birds which do so. Collect information and pictures to make a colourful presentation in H.W. book.

Name	Picture	Where do they live	Reason for migration
1.			

NEW WORDS

LE-3 : FOOD AND HEALTH		LE-4 : ANIMALS EVERY WHERE	
1) Car/bo/hydrates	13) Ar/thri/tis	1) A/moe/bo	11) Vu/ltures
2) Pro teins	14) De Delfi ci/ency	2) Par/a/me/cium	12) Fore limbs
3) Fats	15) Com /mu/ ni /ca/ ble	3) Spir/a/cles	13) Hind limbs
4) Vit /a/ mins	16) Night blindness	4) Hae/m/oglo/bin	14) Podded like/limbs
5) Min/er/als	17) Beri Beri	5) Oy sters	15) Flip/ers
6) Rough/age	18) Scur/vy	6) Am/phi/bi/an	16) Scales
7) Ce/re/als	19) Rickets	7) Mam/mals	17) Plates
8) Pul/ses	20) Cal/ci/um/phos/ph/orus	8) Ro/dents	18) Mi/gra/tion
9) Flab/by	21) Goi/tre	9) Her/bi /voves	19) Locusts
10) Pos/ture	22) Amea/mia	10) Car/ni/voves	20) Trans/mit/ers
11) Flexi /i/bility	23) I/o/dine		
12) Dia/ be/tes			

SOCIAL

- Collect the information of the capitals and the state symbols of Indian states : (Do it in H.W.)

	STATE	CAPITAL	ANIMAL	BIRD	TREE	FRUIT	FLOWER
Ex.	TELANGANA	HYDERABAD	DEER	INDIAN ROLLER (PALAPITTA)	BANAYAN	MANGO	TANGEDU PUVVU

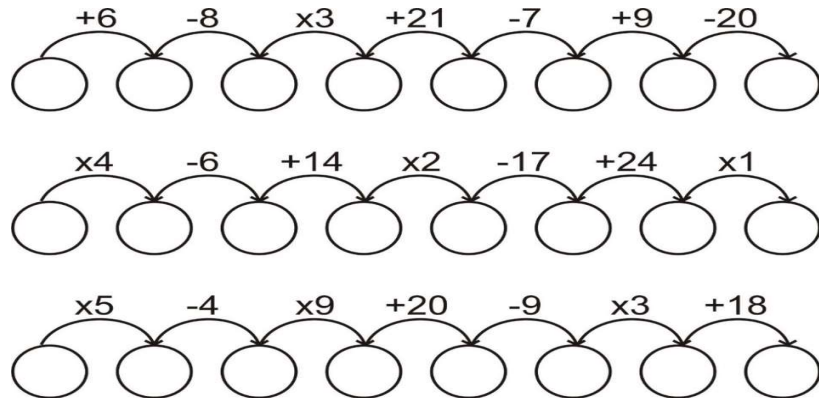
- Write down the names of Telangana Cabinete Ministers. (Write in H.W.)
 - Governor
 - Chief Minister
 - Education Minister
 - Finance Minister
 - Health Minister
- Read a newspaper everyday for current affairs.

NEW WORDS

Le-2 : PARALLELS AND MERIDIANS	LE-3 MAJOR LANDFORM		
1) Meri/dians	1) Na/tu/ral fea/tu/res	19) Al/ti/tu/des	41) Great Vic/to/ria
2) Lati/tudes	2) St/eep slo/pes	20) Can/yons	42) Fre/qu/ent
3) Equa/tor	3) Sum/mit	21) De/po/sits	43) Dust sto/rms
4) North/ern	4) Ara/vall/is	22) Grass/lands	44) Ve/ge/ta/tion
5) Sout/hern	5) Appa/la/chi/ans	24) Mi/ne/rales	45) Sa/ha/ra
6) Hemi/sphere	6) Mount.Mauna /Kea	25) Low- ly/ing lands	46) Ka/la/ha/ri
7) De/cre/ases	7) Ha/waii	27) Sli/gh/tly hilly	47) Great san/dy
8) In/ter/vals	8) Vol/ca/no	28) De/po/si/tion	48) Great Vic/to/ria
9) Para/llels	9) An/des	29) In/te/rior	49) Ara/bi/an
10) Tro/pic of can/cer	10) Roc/kies	30) An/ci/ent	50) Ata/ca/ma
11) Tro/pic of capri/corn	11) Barr/ier	31) Ci/vi/li/za/tions	51) Pa/ta/go/ni/an
12) Arc/tic cir/cle	12) Irri/ga/tion	32) Aero/dro/mes	52) Cha/nne/ls
13) An/ta/rc/tic cir/cle	13) Pas/ture	34) Ma/te/rials	53) Mean/ders
14) Po/lar cir/cles	14) ab/rup/tly	35) Fre/qu/ent	54) Ra/pi/ds
15) Me/ri/dian	15) De/cc/an Pla/te/au	36) Dust sto/rms	56) Alla/ha/bad
16) Long/it/ude	16) Co/lo/ra/do pla/te/au	37) Ve/ge/ta/tion	57) Va/ra/nasi
17) Green/wich	17) Bo/li/vi/an	38) Sa/ha/ra de/sert	58) Tri/an/gu/lar shape
	18) Lee/ward side	39) Ka/la/ha/ri	60) Stre/ams

MATH

- 1) Build your own concept.

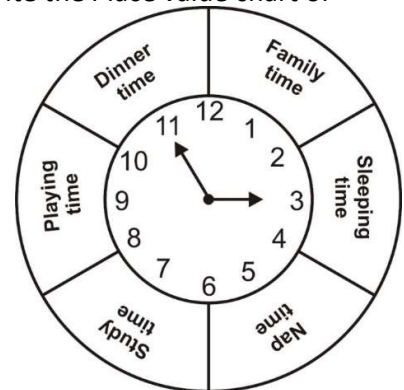


- 2) Note down the prices of any three Home Appliances in 5 digits and write the Place value chart of Indian and International system and then add. (Do it in H.W)
- 3) Learn tables upto 20.


4) **Clock Project :**

Show your daily routine and shade the time spent on each activity.

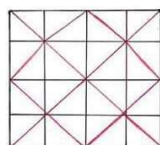
<https://youtu.be/DcEMkdPIVUo?si=Nk-9OzrqOX5dtRq6>



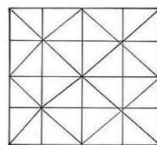
- 5) Complete the pattern by following the given 6-steps.



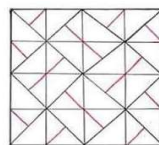
STEP - 1



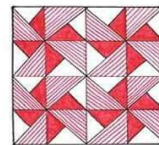
STEP - 2




STEP - 3



STEP - 4



STEP - 5



STEP - 6